

Indira College Of Commerce and Science

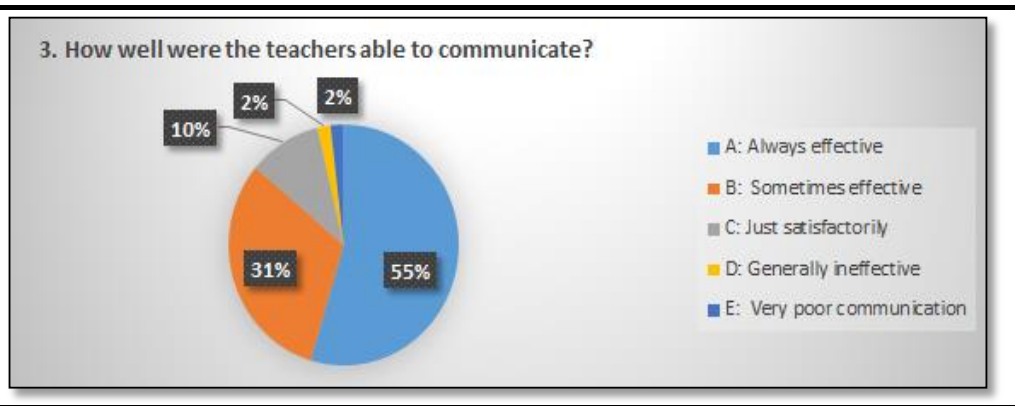
Student Satisfaction Survey (SSS) A.Y. 2020 - 2021

Total No of Respondent : 2042

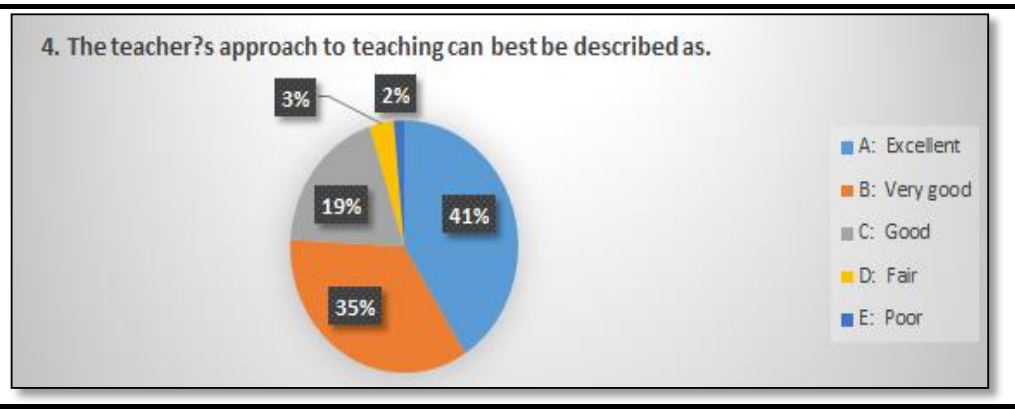
Following are Analysis of online student satisfaction survey regarding teaching learning process.

Competency	A	B	C	D	E											
1. How much of the syllabus was covered in the class?						<p>1. How much of the syllabus was covered in the class?</p> <table border="1"> <tr><td>A : 85 to 100%</td><td>62%</td></tr> <tr><td>B: 70 to 84%</td><td>30%</td></tr> <tr><td>C: 55 to 69%</td><td>6%</td></tr> <tr><td>D: 30 to 54%</td><td>1%</td></tr> <tr><td>E: Below 30%</td><td>1%</td></tr> </table>	A : 85 to 100%	62%	B: 70 to 84%	30%	C: 55 to 69%	6%	D: 30 to 54%	1%	E: Below 30%	1%
A : 85 to 100%	62%															
B: 70 to 84%	30%															
C: 55 to 69%	6%															
D: 30 to 54%	1%															
E: Below 30%	1%															
A : 85 to 100%	62.15	29.71	6.12	1.49	0.52											
B: 70 to 84%																
C: 55 to 69%																
D: 30 to 54%																
E: Below 30%																
2. How well did the teachers prepare for the classes?						<p>2. How well did the teachers prepare for the classes?</p> <table border="1"> <tr><td>A: Thoroughly</td><td>46%</td></tr> <tr><td>B: Satisfactorily</td><td>48%</td></tr> <tr><td>C: Poorly</td><td>4%</td></tr> <tr><td>D: Indifferently</td><td>1%</td></tr> <tr><td>E: Won't teach at all</td><td>1%</td></tr> </table>	A: Thoroughly	46%	B: Satisfactorily	48%	C: Poorly	4%	D: Indifferently	1%	E: Won't teach at all	1%
A: Thoroughly	46%															
B: Satisfactorily	48%															
C: Poorly	4%															
D: Indifferently	1%															
E: Won't teach at all	1%															
A: Thoroughly	45.84	47.59	4.11	1.4	1.05											
B: Satisfactorily																
C: Poorly																
D: Indifferently																
E: Won't teach at all																

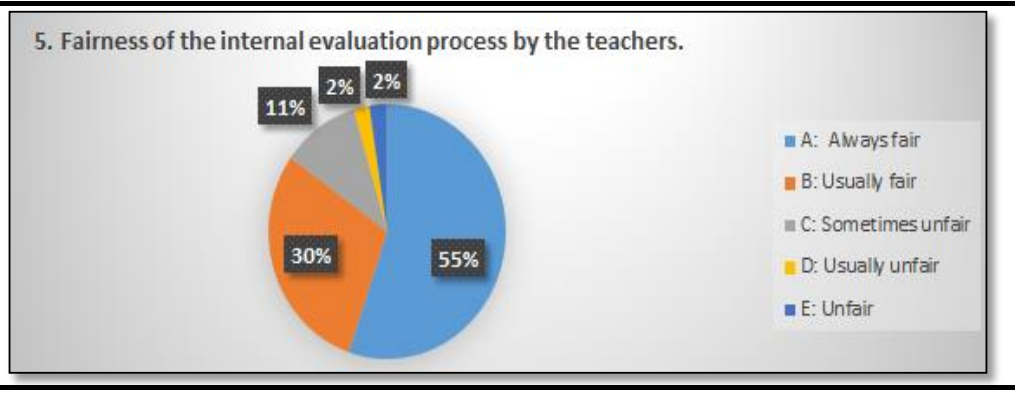
3. How well were the teachers able to communicate?					
A: Always effective	54.68	31.41	10.24	1.84	1.84
B: Sometimes effective					
C: Just satisfactorily					
D: Generally ineffective					
E: Very poor communication					



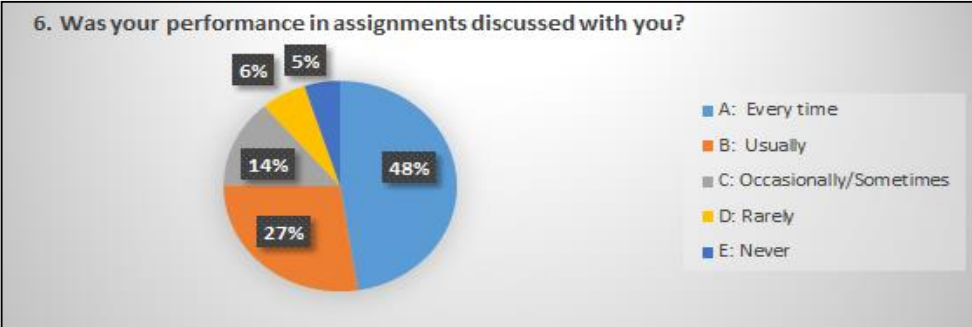
4. The teacher's approach to teaching can best be described as					
A: Excellent	41.03	34.82	19.25	3.41	1.49
B: Very good					
C: Good					
D: Fair					
E: Poor					



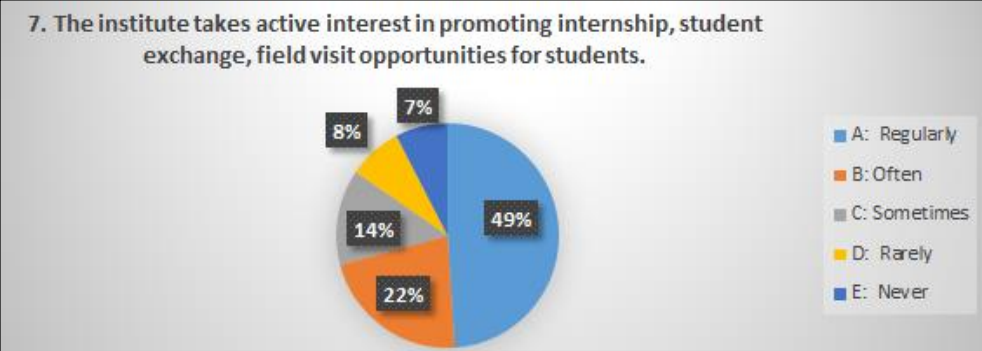
5. Fairness of the internal evaluation process by the teachers.					
A: Always fair	55.29	29.57	10.59	2.1	2.45
B: Usually fair					
C: Sometimes unfair					
D: Usually unfair					
E: Unfair					



6. Was your performance in assignments discussed with you?					
A: Every time	47.59	27.56	13.56	6.3	4.99
B: Usually					
C: Occasionally/Sometimes					
D: Rarely					
E: Never					



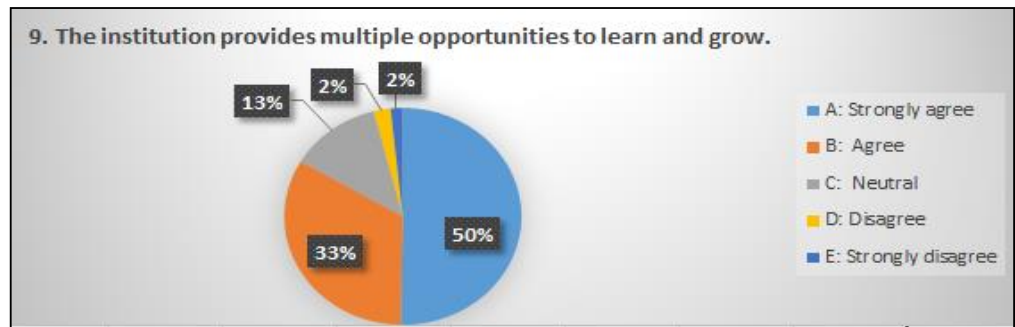
7. The institute takes active interest in promoting internship, student exchange, field visit opportunities for students.					
A: Regularly	48.99	21.78	13.82	7.79	7.61
B: Often					
C: Sometimes					
D: Rarely					
E: Never					



8. The teaching and mentoring process in your institution facilitates you in cognitive, social and emotional growth					
A: Significantly	41.38	38.06	15.05	3.06	2.45
B: Very well					
C: Moderately					
D: Marginally					
E: Not at all					



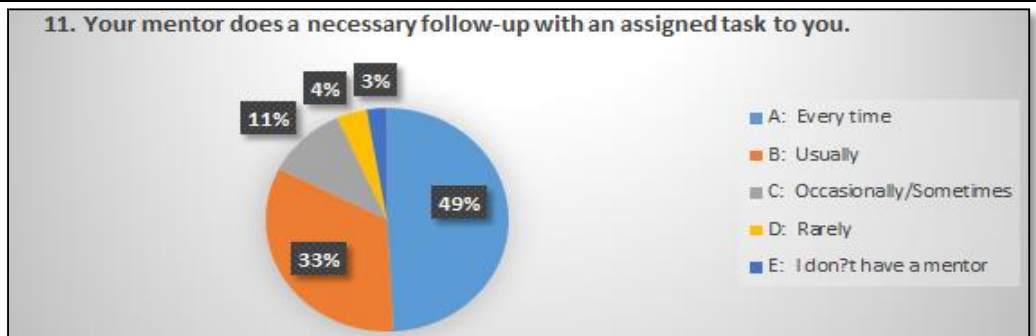
9. The institution provides multiple opportunities to learn and grow.					
A: Strongly agree	50.31	33.16	12.6	2.27	1.66
B: Agree					
C: Neutral					
D: Disagree					
E: Strongly disagree					



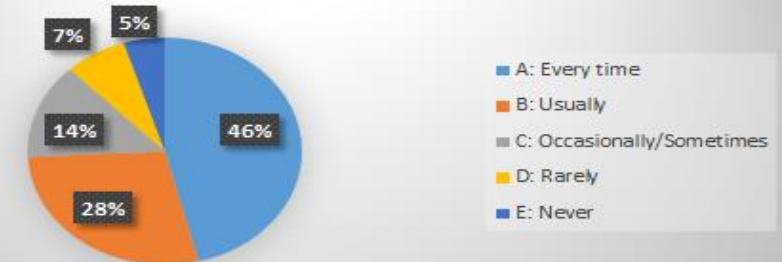


10. Teachers inform you about your expected competencies, course outcomes and programme outcomes.					
A: Every time	56.87	26.42	11.55	3.67	1.49
B: Usually					
C: Occasionally/Sometimes					
D: Rarely					
E: Never					



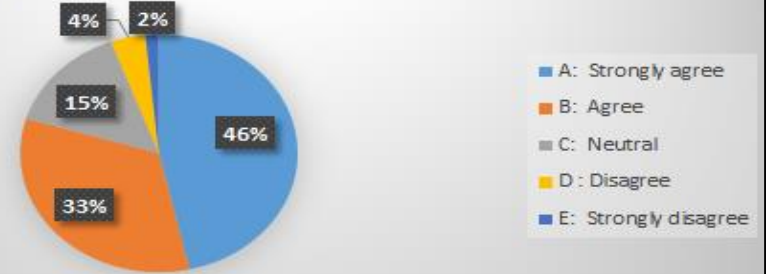
11. Your mentor does a necessary follow-up with an assigned task to you.					
A: Every time	49.17	33.33	10.76	4.02	2.71
B: Usually					
C: Occasionally/Sometimes					
D: Rarely					
E: I don't have a mentor					



<p>12. The teachers illustrate the concepts through examples and applications.</p>	57.83	29.57	7.61	4.11	0.87	<p>12. The teachers illustrate the concepts through examples and applications.</p>  <p> ■ A: Every time ■ B: Usually ■ C: Occasionally/Sometimes ■ D: Rarely ■ E: Never </p>
A: Every time						
B: Usually						
C: Occasionally/Sometimes						
D: Rarely						
E: Never						
<p>13. The teachers identify your strengths and encourage you with providing right level of challenges.</p>	51.36	26.51	11.72	6.12	4.29	<p>13. The teachers identify your strengths and encourage you with providing right level of challenges.</p>  <p> ■ A: Fully ■ B: Reasonably ■ C: Partially ■ D: Slightly ■ E: Unable to </p>
challenges.						
A: Fully						
B: Reasonably						
C: Partially						
E: Unable to						
<p>14. Teachers are able to identify your weaknesses and help you to overcome them.</p>	46.02	28.17	13.56	7.35	4.9	<p>14. Teachers are able to identify your weaknesses and help you to overcome them.</p>  <p> ■ A: Every time ■ B: Usually ■ C: Occasionally/Sometimes ■ D: Rarely ■ E: Never </p>
A: Every time						
B: Usually						
C: Occasionally/Sometimes						
D: Rarely						
E: Never						

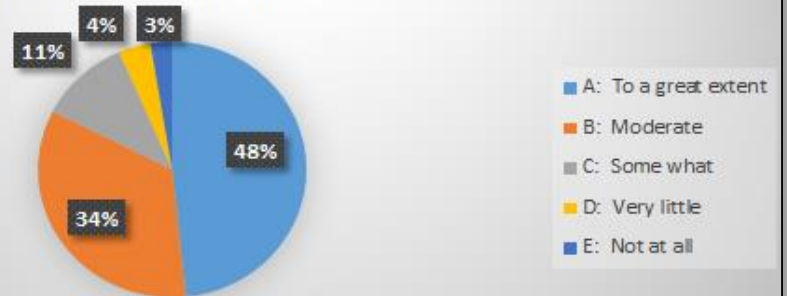
15. The institution makes effort to engage students in the monitoring, review and continuous					
quality improvement of the tea					
A: Strongly agree	46.46	33.25	14.7	4.02	1.57
B: Agree					
C: Neutral					
D : Disagree					
E: Strongly disagree					

15. The institution makes effort to engage students in the monitoring, review and continuous quality improvement of the teaching learning process.



16. The institute/ teachers use student centric methods, such as experiential learning, participative					
learning and problem solving m					
A: To a great extent	48.38	34.12	11.02	3.85	2.62
B: Moderate					
C: Some what					
D: Very little					
E: Not at all					

16. The institute/ teachers use student centric methods, such as experiential learning, participative learning and problem solving methodologies for enhancing learning experiences.



17. Teachers encourage you to participate in extracurricular activities.						<p>17. Teachers encourage you to participate in extracurricular activities.</p> <p>Legend: A: Strongly agree B: Agree C: Neutral D: Disagree E: Strongly disagree</p>
A: Strongly agree	52.84	31.32	10.76	3.24	1.84	
B: Agree						
C: Neutral						
D: Disagree						
E: Strongly disagree						

18. Efforts are made by the institute/ teachers to inculcate soft skills, life skills and employability						<p>18. Efforts are made by the institute/ teachers to inculcate soft skills, life skills and employability skills to make you ready for the world of work.</p> <p>Legend: A: To a great extent B: Moderate C: Some what D: Very little E: Not at all</p>
skills to make you ready for t	51.88	32.72	9.54	3.24	2.62	
A: To a great extent						
B: Moderate						
C: Some what						
D: Very little						

19. What percentage of teachers use ICT tools such as LCD projector, Multimedia, etc. while teaching.						<p>19. What percentage of teachers use ICT tools such as LCD projector, Multimedia, etc. while teaching.</p> <p>Legend: A: Above 90% B: 70 ? 89% C: 50 ? 69% D: 30 ? 49% E: Below 29%</p>
	44.01	28.26	16.89	6.04	4.81	
A: Above 90%						
B: 70 ? 89%						
C: 50 ? 69%						
D: 30 ? 49%						

20. The overall quality of teaching-learning process in your institute is very good.					
A: Strongly agree	51.79	32.63	11.11	2.97	1.49
B: Agree					
C: Neutral					
D: Disagree					
E: Strongly disagree					

