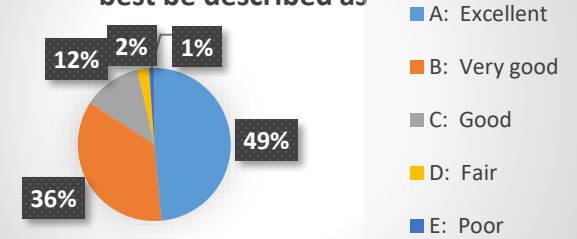


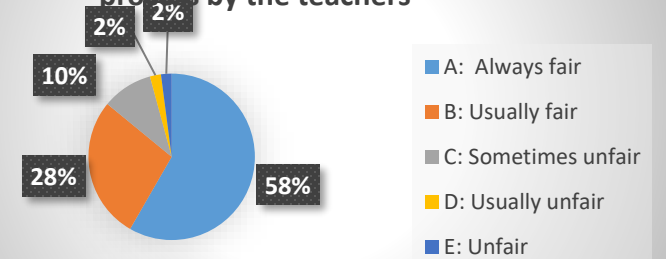


4. The teachers approach to teaching can best be described as	48.52	35.67	12.26	2.45	1.1	4.2806 (85.61%)
A: Excellent						
B: Very good						
C: Good						
D: Fair						
E: Poor						
5. Fairness of the internal evaluation process by the teachers.	58.32	27.62	9.85	2.15	2.06	4.3799 (87.6%)
A: Always fair						
B: Usually fair						
C: Sometimes unfair						
D: Usually unfair						
E: Unfair						
6. Was your performance in assignments discussed with you?	55.73	19.26	14.75	7.94	2.32	4.1814 (83.63%)
A: Every time						
B: Usually						
C: Occasionally/Sometimes						
D: Rarely						
E: Never						
7. The institute takes active interest in promoting internship, student exchange, field visit opportunities for students.	51.53	24.26	10.48	8.23	5.5	4.0809 (81.62%)
A: Regularly						
B: Often						
C: Sometimes						
D: Rarely						
E: Never						

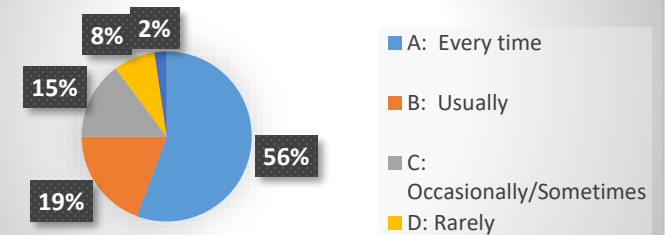
#### 4. The teachers approach to teaching can best be described as



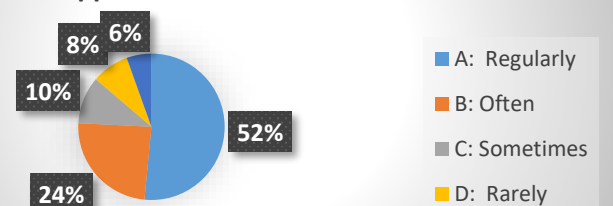
#### 5. Fairness of the internal evaluation process by the teachers



#### 6. Was your performance in assignments discussed with you?

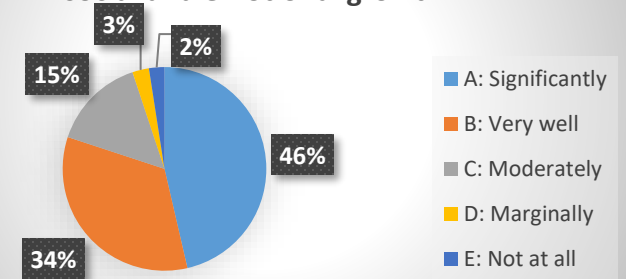


#### 7. The institute takes active interest in promoting internship, student exchange, field visit opportunities for students.

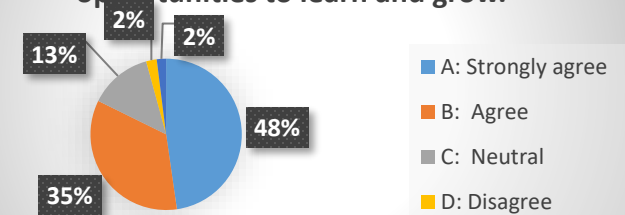


8. The teaching and mentoring process in your institution facilitates you in cognitive, social and emotional growth.						
A: Significantly	46.38	33.68	14.85	2.64	2.45	4.189 (83.78%)
B: Very well						
C: Moderately						
D: Marginally						
E: Not at all						
9. The institution provides multiple opportunities to learn and grow.						
A: Strongly agree	47.72	34.56	13.46	2.27	1.99	4.2375 (84.75%)
B: Agree						
C: Neutral						
D: Disagree						
E: Strongly disagree						
10. Teachers inform you about your expected competencies, course outcomes and programme outcomes.						
A: Every time	51.64	32.59	10.47	4.26	1.04	4.2953 (85.91%)
B: Usually						
C: Occasionally/Sometimes						
D: Rarely						
E: Never						
11. Your mentor does a necessary follow-up with an assigned task to you.						
A: Every time	44.38	31.76	12.56	6.45	4.85	4.0437 (80.87%)
B: Usually						
C: Occasionally/Sometimes						
D: Rarely						
E: I don't have a mentor						

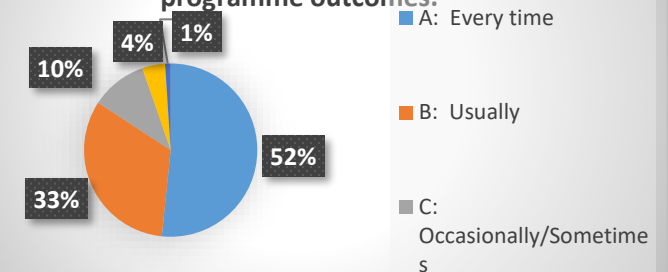
**8. The teaching and mentoring process in your institution facilitates you in cognitive, social and emotional growth.**



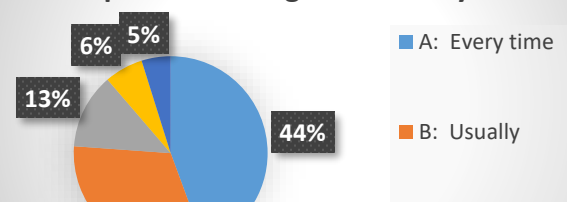
**9. The institution provides multiple opportunities to learn and grow.**



**10. Teachers inform you about your expected competencies, course outcomes and programme outcomes.**



**11. Your mentor does a necessary follow-up with an assigned task to you.**

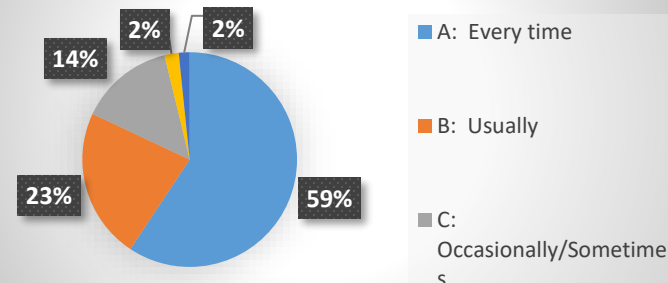


12. The teachers illustrate the concepts through examples and applications.						
A: Every time						
B: Usually						
C: Occasionally/Sometimes	59.32	22.68	14.22	2.15	1.63	4.3591 (87.18%)
D: Rarely						
E: Never						
13. The teachers identify your strengths and encourage you with providing right level of challenges.						
A: Fully						
B: Reasonably	54.34	21.89	10.86	8.12	1.63	4.0971 (81.94%)
C: Partially						
D: Slightly						
E: Unable to						
14. Teachers are able to identify your weaknesses and help you to overcome them.						
A: Every time						
B: Usually						
C: Occasionally/Sometimes	48.56	24.96	14.68	7.35	4.45	4.0583 (81.16%)
D: Rarely						
E: Never						
15. The institution makes effort to engage students in the monitoring, review and continuous quality improvement of the teaching learning process.						
A: Strongly agree	50.42	32.15	12.88	4.02	1.63	4.2901 (85.88%)

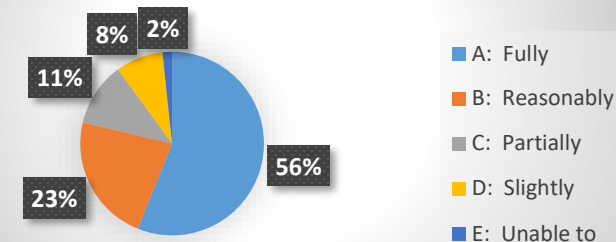
32%

■ C:  
Occasionally/Sometime  
s

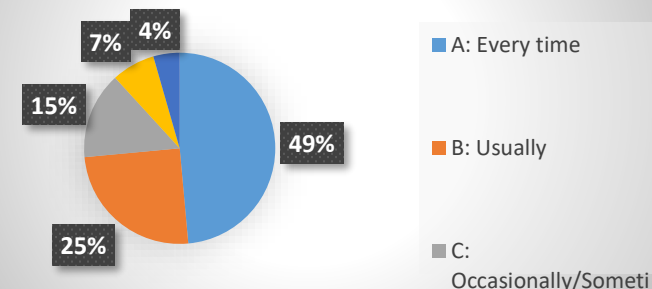
**12. The teachers illustrate the concepts through examples and applications.**



**13. The teachers identify your strengths and encourage you with providing right level of challenges.**



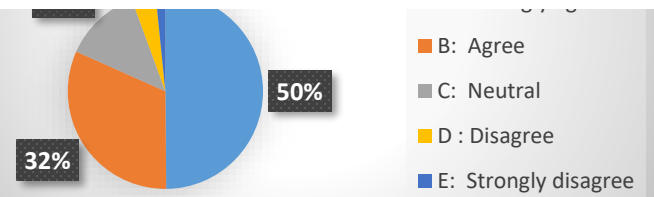
**14. Teachers are able to identify your weaknesses and help you to overcome them.**



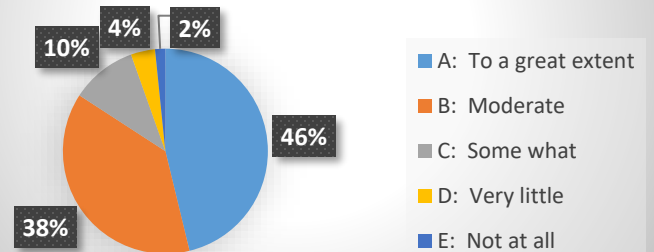
**15. The institution makes effort to engage students in the monitoring, review and continuous quality improvement of the teaching learning process.**



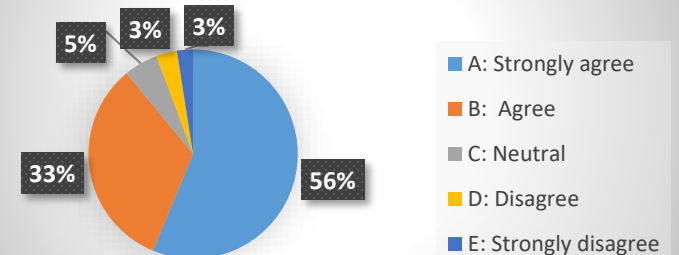
B: Agree						(85.80%)
C: Neutral						
D : Disagree						
E: Strongly disagree						
16. The institute/ teachers use student centric methods, such as experiential learning, participative learning and problem solving methodologies for enhancing learning experiences.						
A: To a great extent	46.58	38.26	10.48	3.85	1.63	4.2671 (85.34%)
B: Moderate						
C: Some what						
D: Very little						
E: Not at all						
17. Teachers encourage you to participate in extracurricular activities.						
A: Strongly agree						
B: Agree						
C: Neutral	56.28	32.74	5.26	3.24	2.48	4.371 (87.42%)
D: Disagree						
E: Strongly disagree						
18. Efforts are made by the institute/ teachers to inculcate soft skills, life skills and employability skills to make you ready for the world of work.						
A: To a great extent	58.23	24.88	7.23	2.48	1.63	4.1895 (83.79%)
B: Moderate						
C: Some what						
D: Very little						



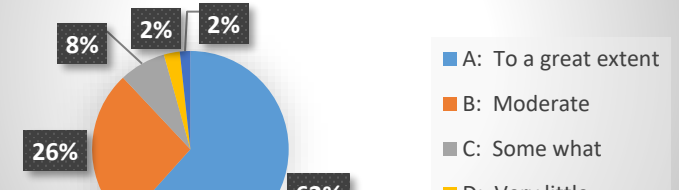
**16. The institute/ teachers use student centric methods, such as experiential learning, participative learning and problem solving methodologies for enhancing learning experiences.**



**17. Teachers encourage you to participate in extracurricular activities.**



**18. Efforts are made by the institute/ teachers to inculcate soft skills, life skills and employability skills to make you ready for the world of work.**



E: Not at all						
19. What percentage of teachers use ICT tools such as LCD projector, Multimedia, etc. while teaching.						
A: Above 90%	51.78	26.85	18.24	6.04	1.63	4.3473 (86.94%)
B: 70 ? 89%						
C: 50 ? 69%						
D: 30 ? 49%						
E: Below 29%						
20. The overall quality of teaching-learning process in your institute is very good.						
A: Strongly agree	52.84	30.48	12.46	1.45	2.77	4.2917 (85.83%)
B: Agree						
C: Neutral						
D: Disagree						
E: Strongly disagree						
Total Average						4.2524 (85.19%)

