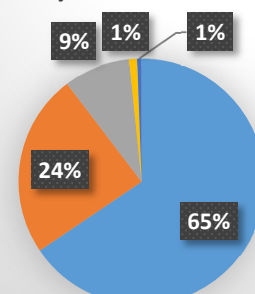
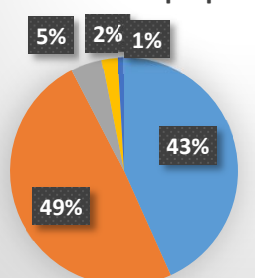


# Indira College Of Commerce and Science

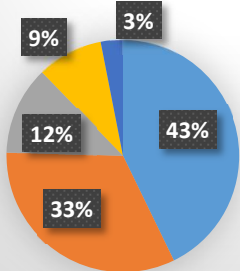
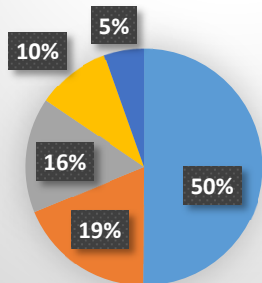
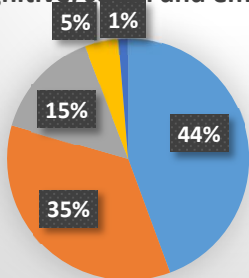
Student Satisfaction Survey (SSS) A.Y. 2021 - 2022

Total No of Respondent : 2188

Following are Analysis of online student satisfaction survey regarding teaching learning process.

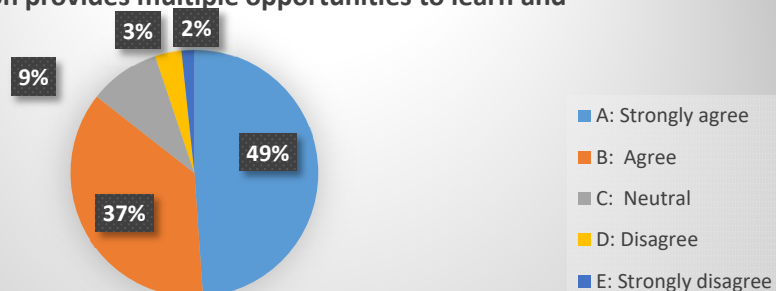
Competency	A	B	C	D	E	
1. How much of the syllabus was covered in the class?	65.52	24.12	8.76	1.04	0.56	<div>1. How much of the syllabus was covered in the class?</div>  <div><div>A : 85 to 100%</div><div>B: 70 to 84%</div><div>C: 55 to 69%</div><div>D: 30 to 54%</div><div>E: Below 30%</div></div>
A : 85 to 100%						
B: 70 to 84%						
C: 55 to 69%						
D: 30 to 54%						
E: Below 30%						
2. How well did the teachers prepare for the classes?	43.28	49.08	4.52	2.24	0.88	<div>2. How well did the teachers prepare for the classes?</div>  <div><div>A: Thoroughly</div><div>B: Satisfactorily</div><div>C: Poorly</div><div>D: Indifferently</div><div>E: Won't teach at all</div></div>
A: Thoroughly						
B: Satisfactorily						
C: Poorly						
D: Indifferently						
E: Won't teach at all						



6. Was your performance in assignments discussed with you?							<p>6. Was your performance in assignments discussed with you?</p>  <p> A: Every time  B: Usually  C: Occasionally/Sometimes  D: Rarely  E: Never </p>
A: Every time	42.79	32.68	12.32	9.12	3.09		
B: Usually							
C: Occasionally/Sometimes							
D: Rarely							
E: Never							
7. The institute takes active interest in promoting internship, student exchange, field visit opportunities for students.							<p>7. The institute takes active interest in promoting internship, student exchange, field visit</p>  <p> A: Regularly  B: Often  C: Sometimes  D: Rarely  E: Never </p>
A: Regularly	50.12	18.68	15.67	10.1	5.41		
B: Often							
C: Sometimes							
D: Rarely							
E: Never							
8. The teaching and mentoring process in your institution facilitates you in cognitive, social and emotional growth							<p>8. The teaching and mentoring process in your institution facilitates you in cognitive, social and emotional growth</p>  <p> A: Significantly  B: Very well  C: Moderately  D: Marginally  E: Not at all </p>
A: Significantly	44.38	35.12	14.68	4.53	1.29		
B: Very well							
C: Moderately							
D: Marginally							
E: Not at all							

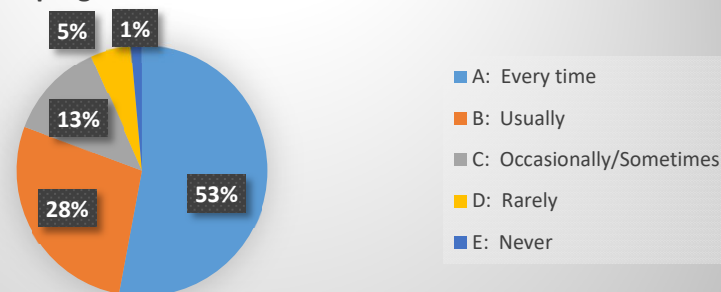
<b>9. The institution provides multiple opportunities to learn and grow.</b>					
A: Strongly agree	48.87	36.72	9.26	3.48	1.67
B: Agree					
C: Neutral					
D: Disagree					
E: Strongly disagree					

**9. The institution provides multiple opportunities to learn and grow.**



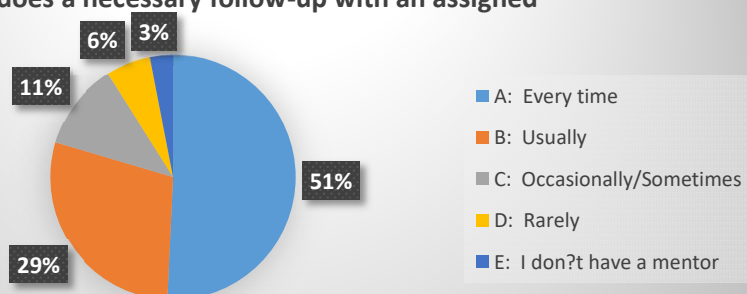
<b>10. Teachers inform you about your expected competencies, course outcomes and programme outcomes.</b>					
A: Every time	52.96	27.72	12.65	5.24	1.43
B: Usually					
C: Occasionally/Sometimes					
D: Rarely					
E: Never					

**10. Teachers inform you about your expected competencies, course outcomes and programme outcomes.**



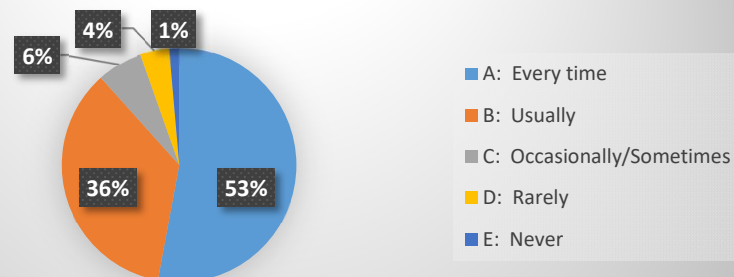
<b>11. Your mentor does a necessary follow-up with an assigned task to you.</b>					
A: Every time	50.72	28.86	11.48	5.92	3.02
B: Usually					
C: Occasionally/Sometimes					
D: Rarely					
E: I don't have a mentor					

**11. Your mentor does a necessary follow-up with an assigned task to you.**



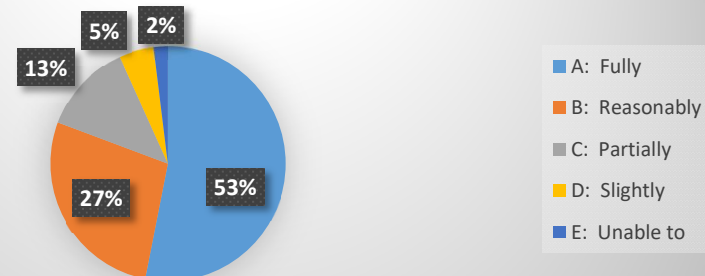
<b>12. The teachers illustrate the concepts through examples and applications.</b>					
A: Every time	52.92	35.42	6.28	4.02	1.36
B: Usually					
C: Occasionally/Sometimes					
D: Rarely					
E: Never					

**12. The teachers illustrate the concepts through examples and applications.**



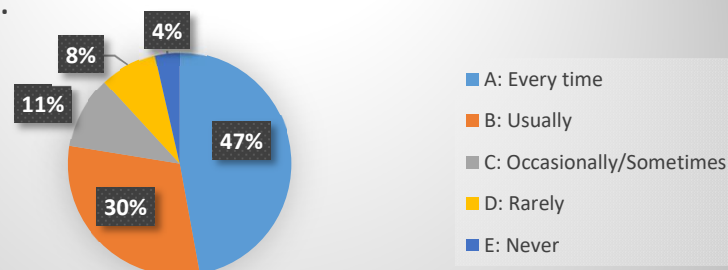
<b>13. The teachers identify your strengths and encourage you with providing right level of challenges.</b>					
A: Fully	53.12	27.56	12.56	4.78	1.98
B: Reasonably					
C: Partially					
D: Slightly					
E: Unable to					

**13. The teachers identify your strengths and encourage you with providing right level of challenges.**



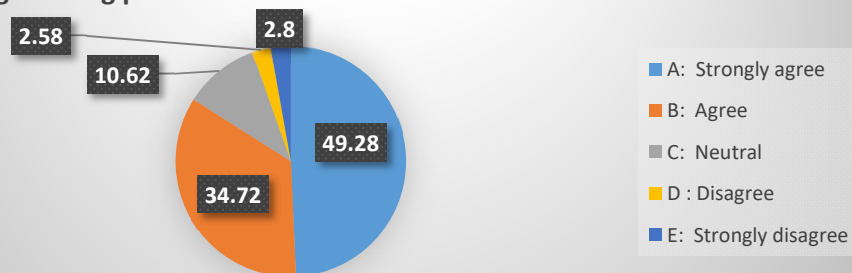
<b>14. Teachers are able to identify your weaknesses and help you to overcome them.</b>					
A: Every time	47.13	30.45	10.58	8.26	3.58
B: Usually					
C: Occasionally/Sometimes					
D: Rarely					
E: Never					

**14. Teachers are able to identify your weaknesses and help you to overcome them.**



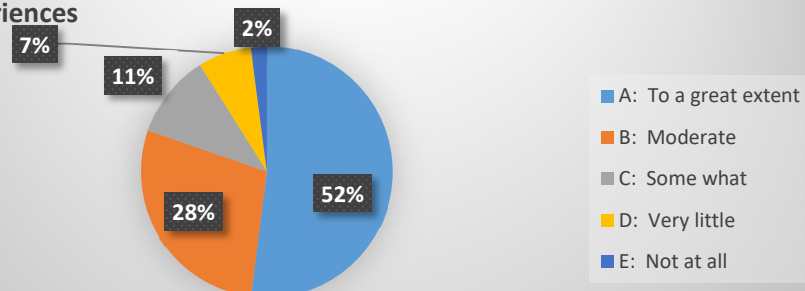
15. The institution makes effort to engage students in the monitoring, review and continuous quality improvement of the teaching learning process.						
A: Strongly agree	49.28	34.72	10.62	2.58	2.8	
B: Agree						
C: Neutral						
D : Disagree						
E: Strongly disagree						

15. The institution makes effort to engage students in the monitoring, review and continuous quality improvement of the teaching learning process.



16. The institute/ teachers use student centric methods, such as experiential learning, participative learning and problem solving methodologies for enhancing learning experiences.						
A: To a great extent	52.02	28.32	10.76	6.84	2.06	
B: Moderate						
C: Some what						
D: Very little						
E: Not at all						

16. The institute/ teachers use student centric methods, such as experiential learning, participative learning and problem solving methodologies for enhancing learning experiences





20. The overall quality of teaching-learning process in your institute is very good.	52.98	33.53	8.62	3.12	1.75
A: Strongly agree					
B: Agree					
C: Neutral					
D: Disagree					
E: Strongly disagree					

20. The overall quality of teaching-learning process in your institute is very good.

